







Year 1 Marvellous Me Homework Menu B

1 point	2 points	5 points	10 points
<p><u>English</u> Practice writing your name.</p>	<p><u>English</u> Write a shopping list for the food your family needs for the week.</p> 	<p><u>English/Topic</u> Draw a picture of a room in your house and label it.</p>	<p><u>English</u> Draw a picture and write a sentence about your weekend.</p>
<p><u>Topic</u> Draw a picture of you doing your favourite activity and write what you are doing.</p>	<p><u>Science</u> Go on a senses walk – write or draw all of the things you can see, hear, touch, smell and taste.</p> 	<p><u>PE</u> Design a simple PE game. Write the instructions for your game and a list of equipment needed.</p> 	<p><u>Topic</u> Make a face in an interesting way, for example using food, recycled materials, play doh etc.</p>
<p><u>Maths</u> Write out numbers 1-10 in order.</p>	<p><u>Maths</u> Write the numbers <u>and words</u> 1-10 in order. Bonus points if you can draw a picture of each for each number.</p>	<p><u>Science</u> Draw a picture of a person (or use a photograph) and label as many body parts as you can.</p> 	<p><u>Art/Topic</u> Create a portrait of a family member or pet. Write their name underneath. Bonus points if you collage your picture.</p> 
<u>Phonics</u>	<u>RE</u>	<u>Science</u>	<u>PSHE/English</u>

Do an illustration for some of your phonic sounds. For example, draw a 'a' f (Bonus points if you can make these into flashcards).

Design a badge for your family. REMEMBER to write your family name on it and pictures that tell people about your family.

Make a poster for the autumn season.



Take photos or draw pictures of different emotion faces and label each emotion.